





SAM 022248**SCHAUBLIN Type 102 TO**

Group	Toolmakers lathe
Manufacturer	SCHAUBLIN
Type	102 TO



Centre height	102 mm
Distance between centres	375 mm
Swing over cross-slide	120 mm
Swing over bed	200 mm
Inner taper type	20 W
Spindle speeds:	
number (steps)	12
from	45 t/min
up to	2'800 t/min
Voltage 50 Hz 3x	380 Volt
Spindle motor	0.5 CV
Machine's weight about	300 kg
Overall dimensions machine:	
Length	2'000 mm
Width	900 mm
Height	1500 mm
Various accessories:	
Rear drive	
3-jaw chuck diameter	110 mm
Set of collets	
Drilling tailstock	
Drill chuck	

www.mullermachines.ch



www.mullermachines.ch

