

**SAM 021869****ELB Type PERFEKT BD 8 SPS**

<b>Group</b>	Surface grinder
<b>Manufacturer</b>	ELB
<b>Type</b>	PERFEKT BD 8 SPS
<b>Controller CNC</b>	Unicon
<b>Year</b>	2003



Table length	1360 mm
Table width	590 mm
Number of T-channels	1
T-channel width	16 mm
Grinding length	800 mm
Grinding width	600 mm
Grinding height	400 mm
Table load max.	900 kg
Longitudinal travel (X-axis)	900 mm
Cross travel (z-axis)	540 mm
Vertical travel (Y-axis)	400 mm
Automatic longitudinal feeds:	
stepless	
from	m/min
up to	26 m/min
Automatic cross-feed:	
stepless	
from	mm/min
up to	2'000 mm/min
Automatic Vertical feed:	
stepless	
from	mm/min
up to	300 mm/min
Grinding wheel speeds fix	1440 t/min
Diameter of grinding wheel	400 mm
Width of the grinding wheel	100 mm
Drilling cap. of grind.wheel	127 mm
Spindle cone	60 mm
Voltage 50 Hz 3x	400 Volt
Grinding spindle motor	10 kW
Total power required	18.5 kW
Machine's weight about	5400 kg
Overall dimensions machine:	
Length	3800 mm
Width	2900 mm
Height	2500 mm
Dimensions electric cabinet:	
Length	1200 mm
Width	500 mm
Height	1900 mm

[www.mullermachines.ch](http://www.mullermachines.ch)

**Various accessories:**




- Paper filtration system
- Electrical magnetic chuck
  - Length
  - Width
- Redressing device
- Lamp
- Set of flanges
- Central lubrication
- Oil mist extractor

800 mm  
600 mm

TEBARON



[www.mullermachines.ch](http://www.mullermachines.ch)



[www.mullermachines.ch](http://www.mullermachines.ch)

