

**SAM 013877****TRAUB Type A 15**

**Group** Automatic lathe  
**Manufacturer** TRAUB  
**Type** A 15






Max. work piece diameter	15 mm
Turning length	70 mm
Spindle hole	15 mm
Max. treading diameter	8 M
Production capacity	28 - 2100 p/h
Spindle speeds:	
Number of spindle speeds	12
from	900 t/min
up to	6500 t/min
Voltage 50 Hz 3x	380 Volt
Total power required	1.5 CV
Machine's weight about	650 kg
Overall dimensions machine:	
Length	1200 mm
Width	800 mm
Height	1500 mm

**Various accessories:**

Pick-up attachment	
Gripper device	
Vertical support	
Bar loader number of bars	TRAUB
Type	B3000
Length of bars max.	3200 mm
Slotting attachment	
Drilling tailstock	
Workpiece counter	
Protective cover	

[www.mullermachines.ch](http://www.mullermachines.ch)



[www.mullermachines.ch](http://www.mullermachines.ch)

